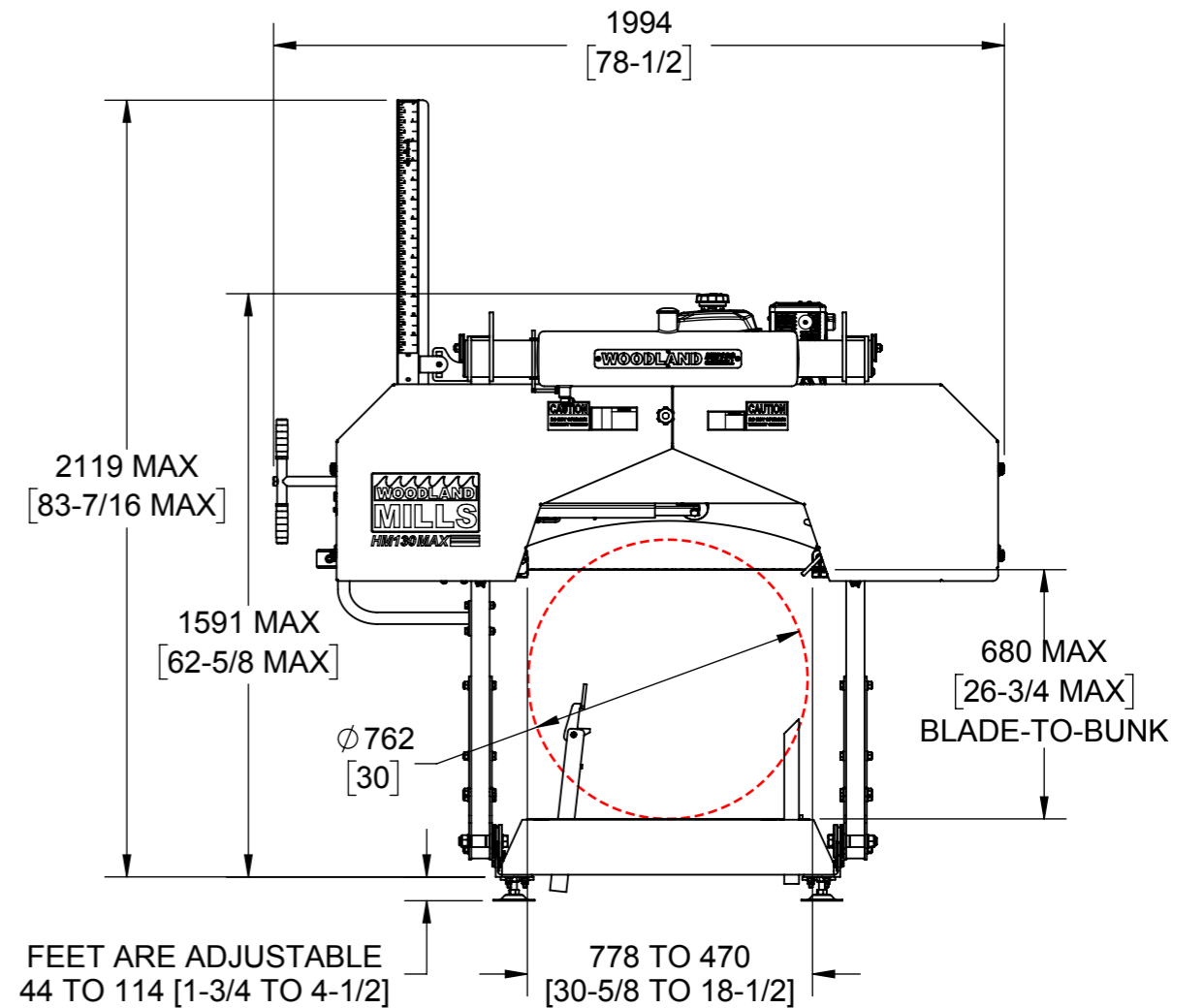
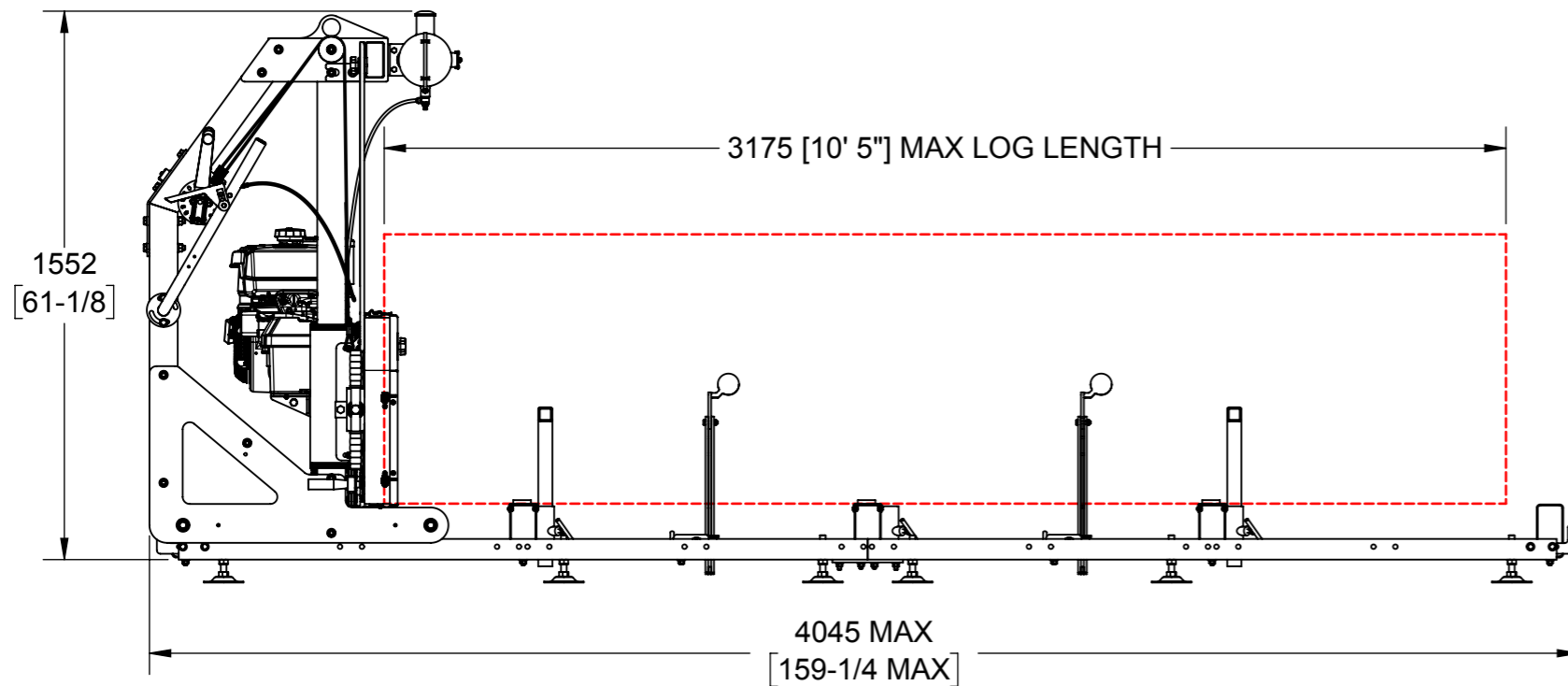
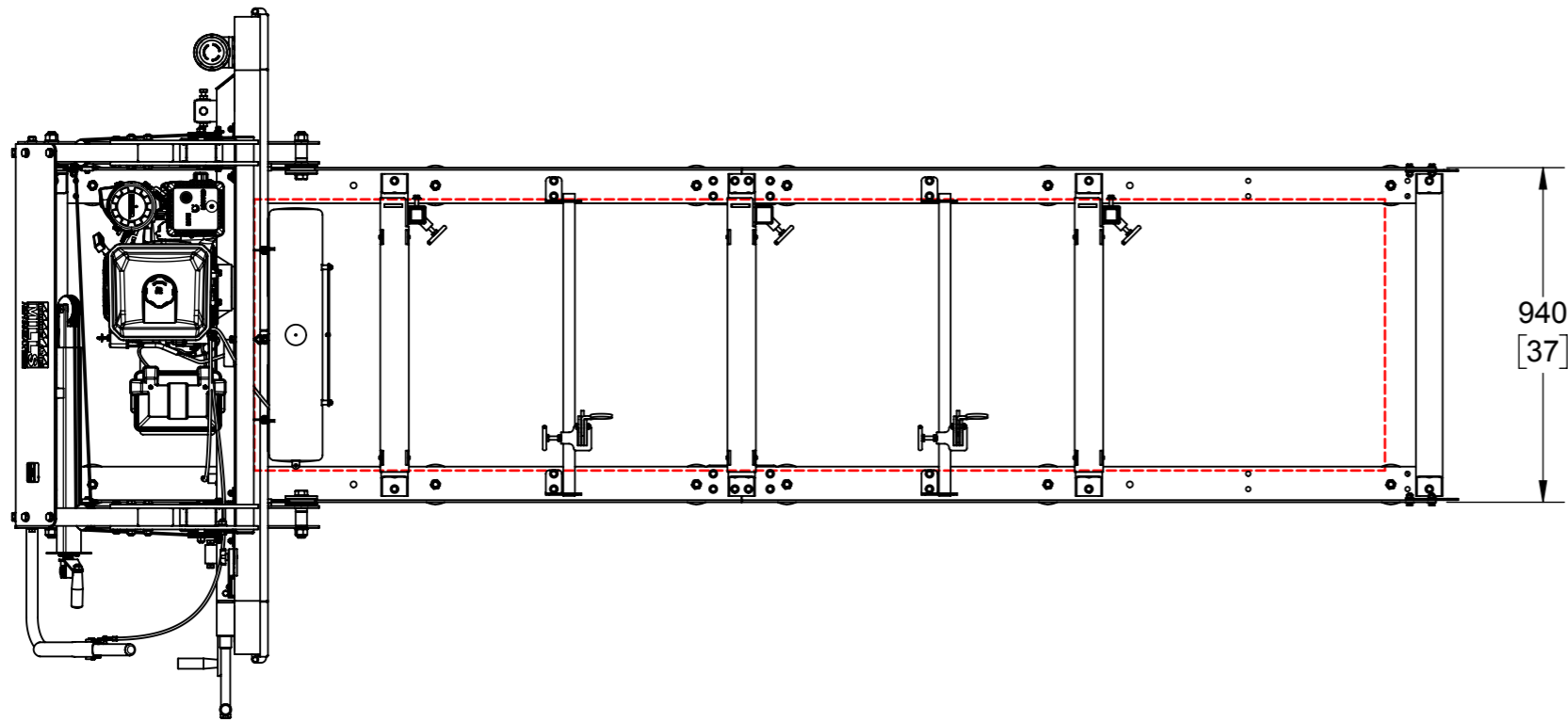


HM130MAX PORTABLE SAWMILL, 14 hp



NOTES:

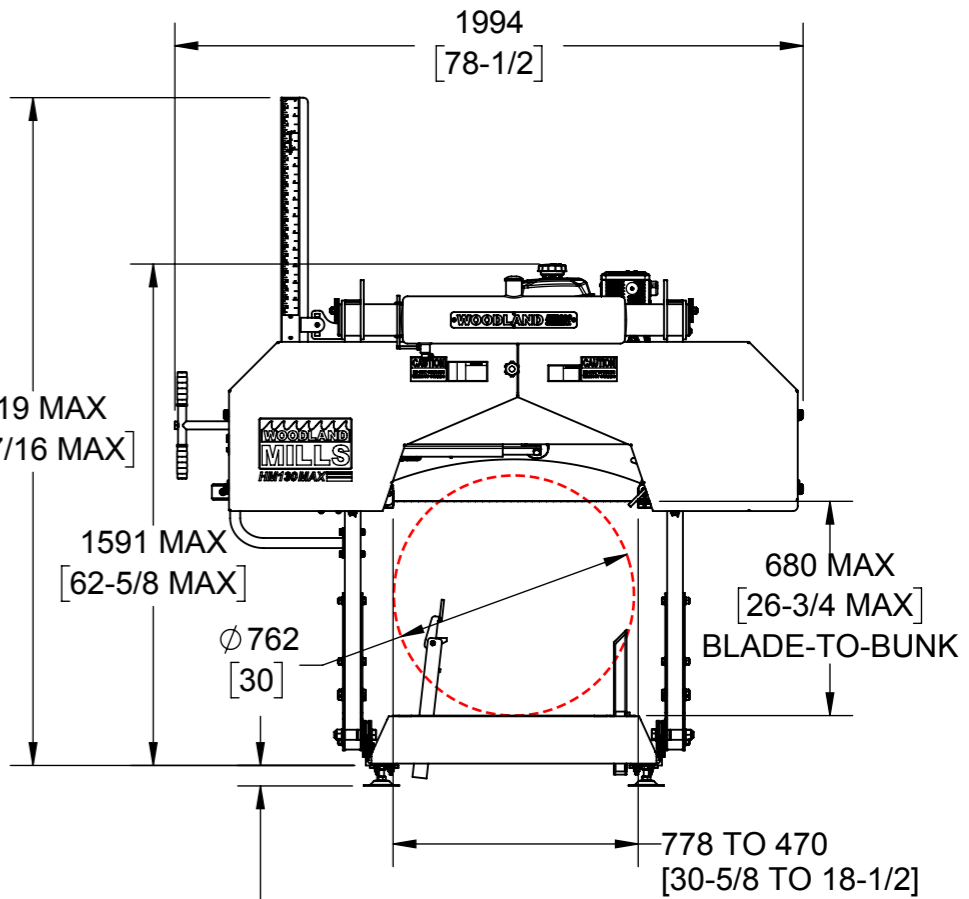
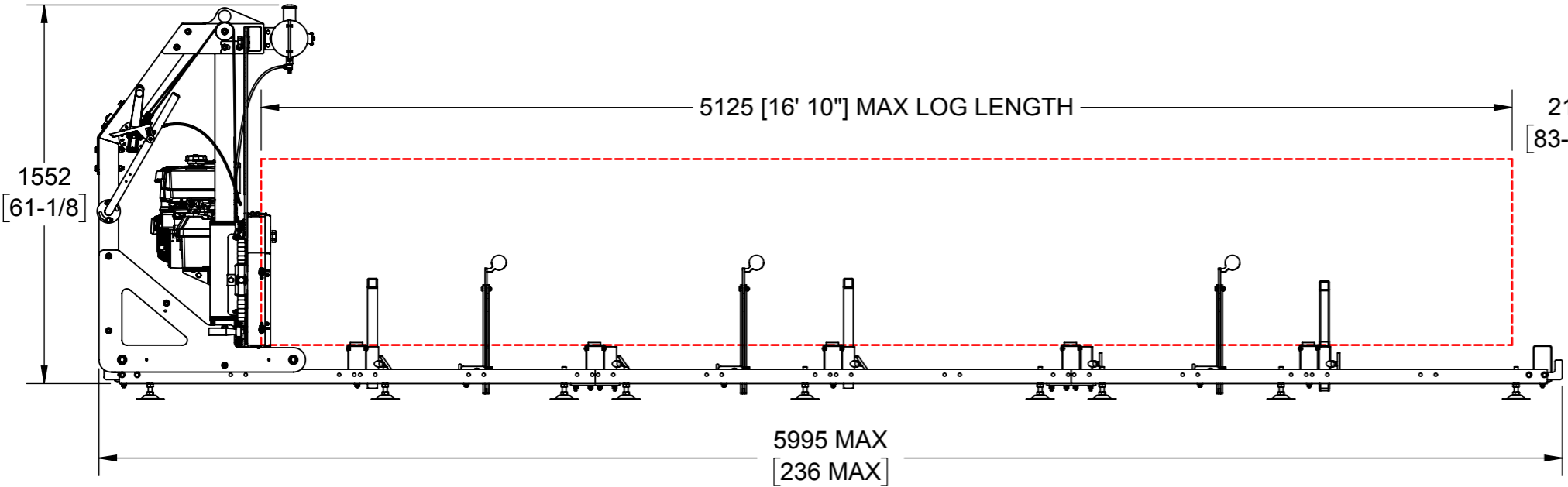
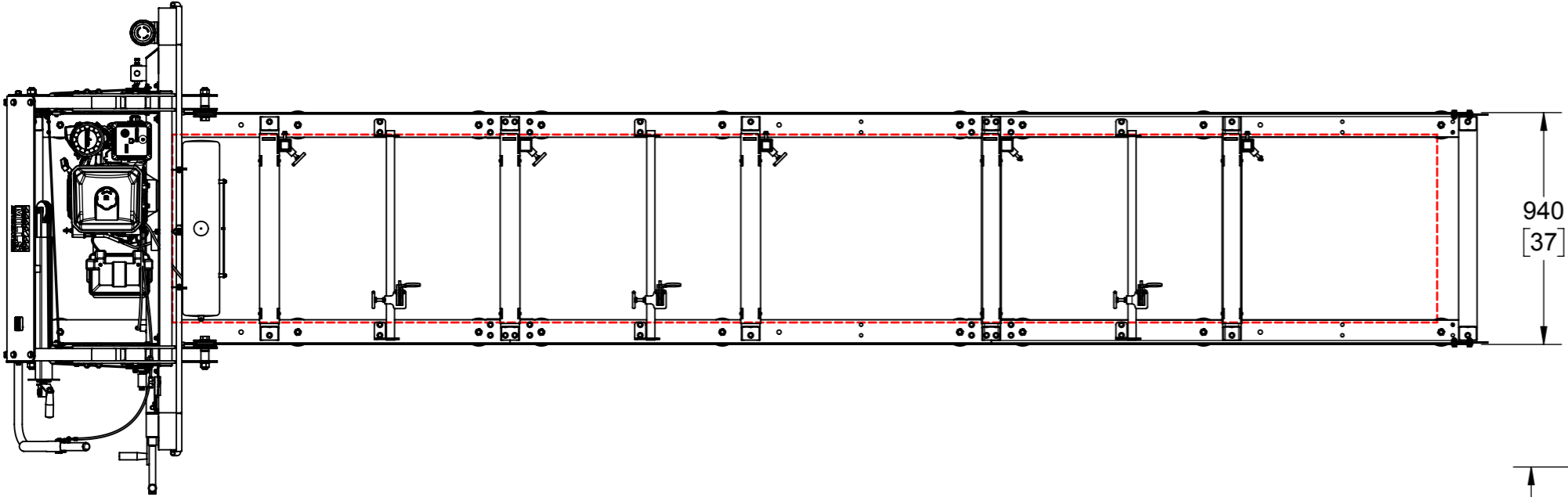
1. DIMENSIONS LOCATED WITHIN SQUARE BRACKETS [] ARE IN INCHES.



WOODLAND MILLS FORESTRY EQUIPMENT
171 NORTH PORT RD, UNIT #1
PORT PERRY, ON L9L 1B2, CANADA
1 (855) 476-6455

SIZE A3	DWG NO HM130MAX-2020	REV
SCALE 1:20	DATE 16-12-2019	SHEET 1 OF 2

HM130MAX PORTABLE SAWMILL, 14 hp



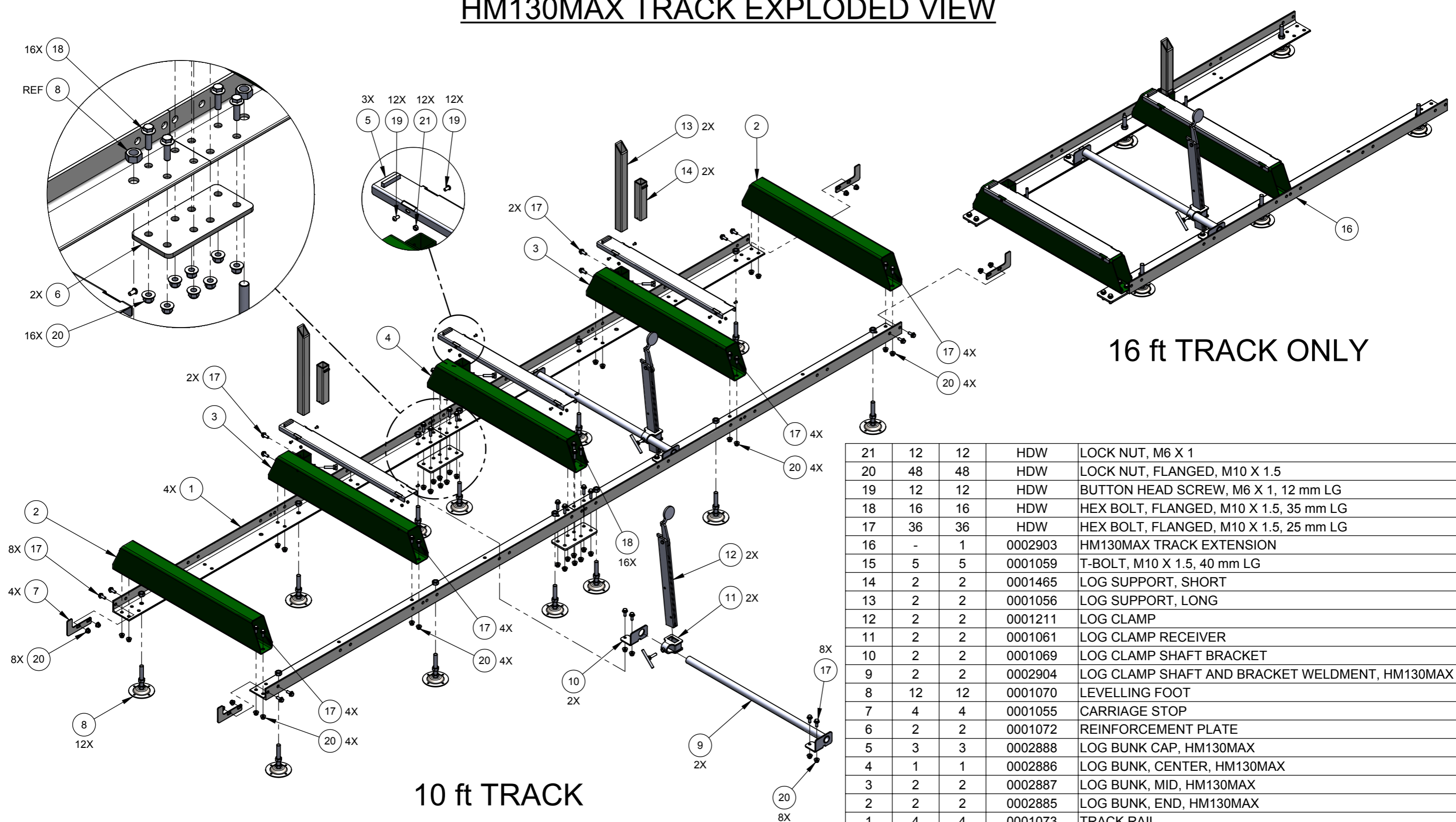
FEET ARE ADJUSTABLE
44 TO 114 [1-3/4 TO 4-1/2]

- NOTES:
1. DIMENSIONS LOCATED WITHIN SQUARE BRACKETS [] ARE IN INCHES.

		WOODLAND MILLS FORESTRY EQUIPMENT 171 NORTH PORT RD, UNIT #1 PORT PERRY, ON L9L 1B2, CANADA 1 (855) 476-6455	
SIZE A3	DWG NO HM130MAX-2020	SCALE 1:24	REV
DATE 16-12-2019	SHEET 2 OF 2		

C:\VAULT\PRODUCTS\SAWMILLS\HM130MAX\2020\HM130MAX-2020

HM130MAX TRACK EXPLODED VIEW



16 ft TRACK ONLY

10 ft TRACK

ITEM	10 ft	16 ft	PART NO	DESCRIPTION
21	12	12	HDW	LOCK NUT, M6 X 1
20	48	48	HDW	LOCK NUT, FLANGED, M10 X 1.5
19	12	12	HDW	BUTTON HEAD SCREW, M6 X 1, 12 mm LG
18	16	16	HDW	HEX BOLT, FLANGED, M10 X 1.5, 35 mm LG
17	36	36	HDW	HEX BOLT, FLANGED, M10 X 1.5, 25 mm LG
16	-	1	0002903	HM130MAX TRACK EXTENSION
15	5	5	0001059	T-BOLT, M10 X 1.5, 40 mm LG
14	2	2	0001465	LOG SUPPORT, SHORT
13	2	2	0001056	LOG SUPPORT, LONG
12	2	2	0001211	LOG CLAMP
11	2	2	0001061	LOG CLAMP RECEIVER
10	2	2	0001069	LOG CLAMP SHAFT BRACKET
9	2	2	0002904	LOG CLAMP SHAFT AND BRACKET WELDMENT, HM130MAX
8	12	12	0001070	LEVELLING FOOT
7	4	4	0001055	CARRIAGE STOP
6	2	2	0001072	REINFORCEMENT PLATE
5	3	3	0002888	LOG BUNK CAP, HM130MAX
4	1	1	0002886	LOG BUNK, CENTER, HM130MAX
3	2	2	0002887	LOG BUNK, MID, HM130MAX
2	2	2	0002885	LOG BUNK, END, HM130MAX
1	4	4	0001073	TRACK RAIL

PARTS LIST



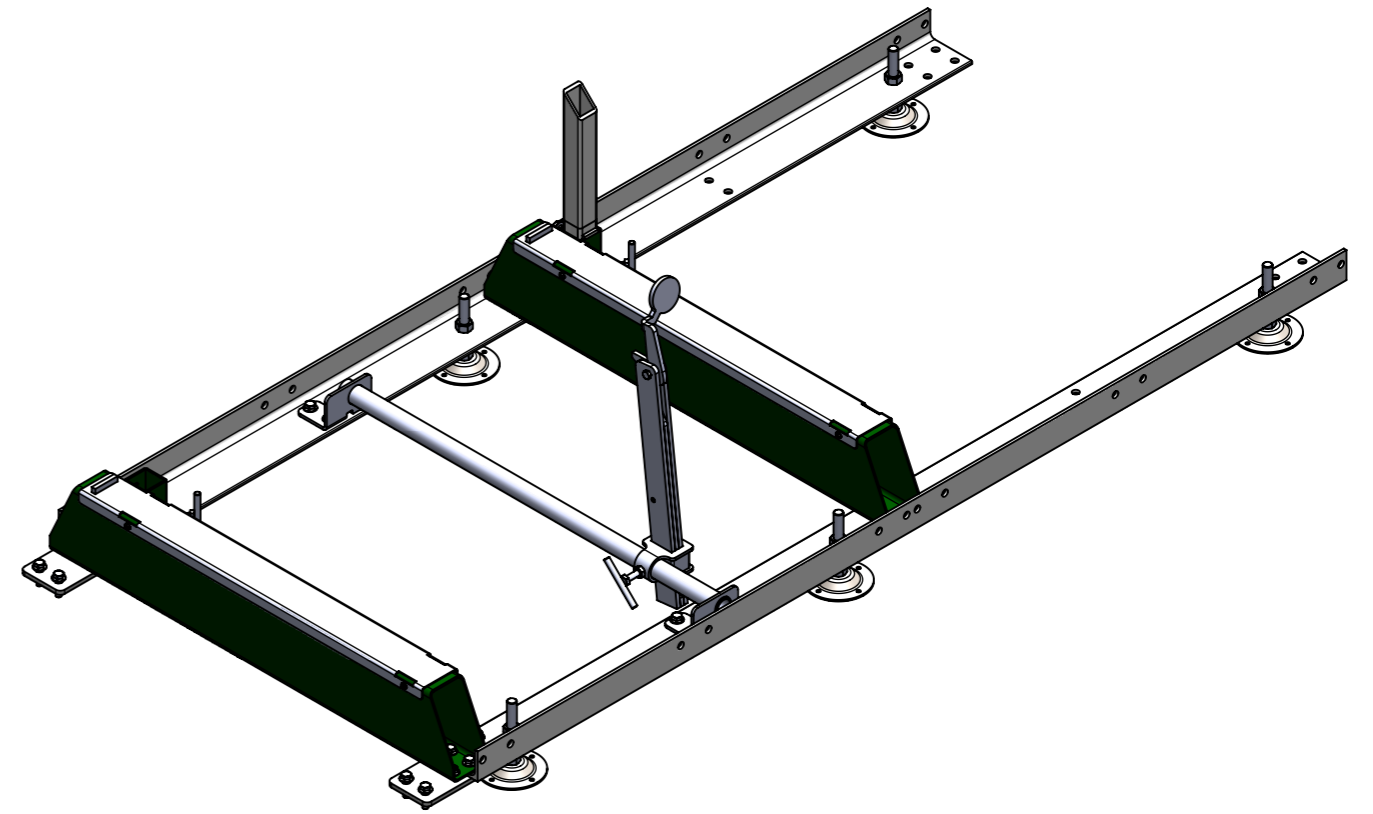
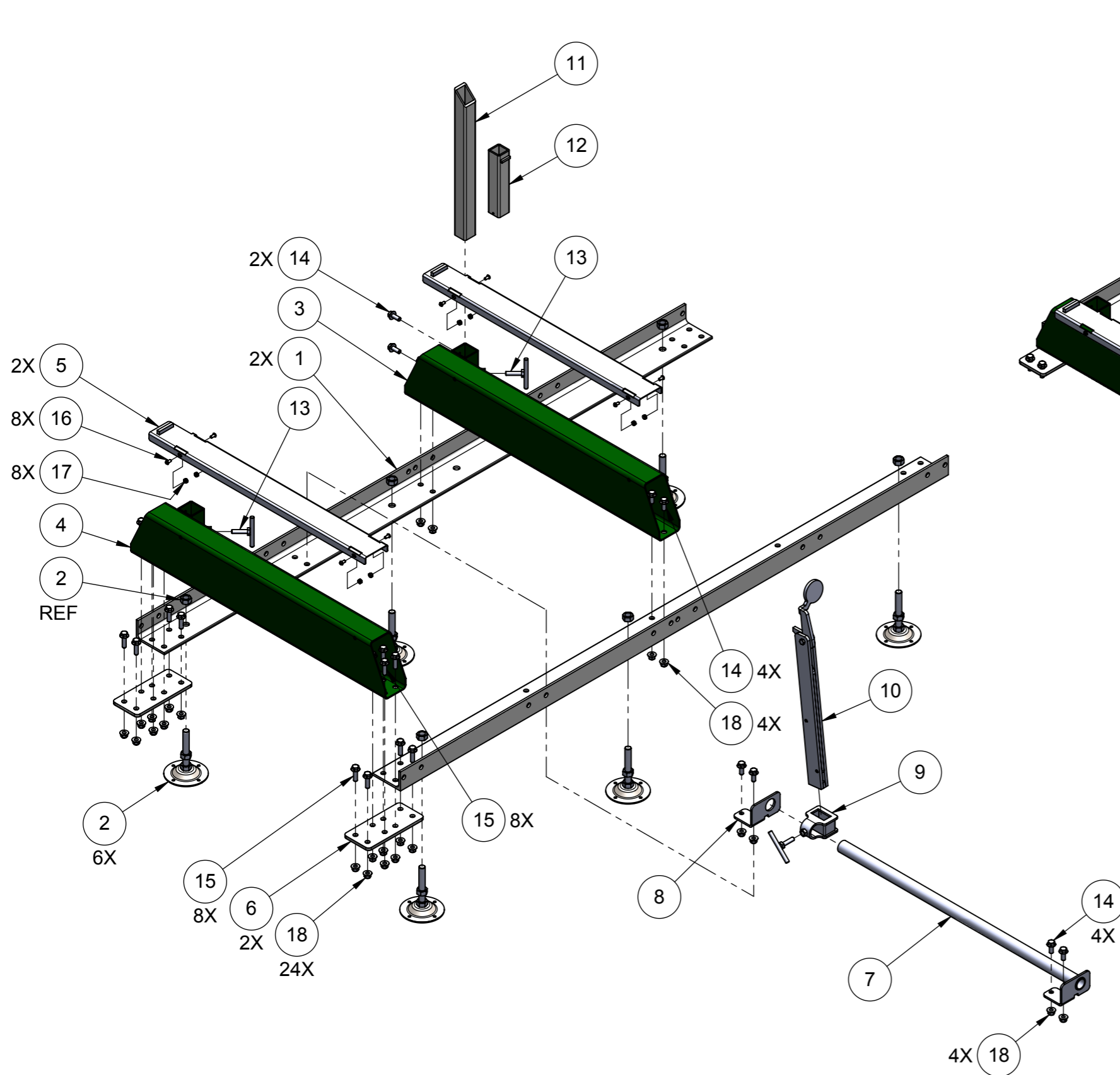
WOODLAND MILLS FORESTRY EQUIPMENT
171 NORTH PORT RD, UNIT #1
PORT PERRY, ON L9L 1B2, CANADA
1 (855) 476-6455

SIZE A3	DWG NO	0002902	REV
SCALE 1:16	DATE 10-12-2019	SHEET 1 OF 3	

NOTES:
1. DIMENSIONS LOCATED WITHIN SQUARE BRACKETS [] ARE IN INCHES.

C:\VAULT\PRODUCTS\SAM\MILLS\COMPONENTS\TRACK\0002902

HM130MAX TRACK EXTENSION



ITEM	QTY	PART NO	DESCRIPTION
18	24	HDW	LOCK NUT, FLANGED, M10 X 1.5
17	8	HDW	LOCK NUT, M6 X 1
16	8	HDW	BUTTON HEAD SCREW, M6 X 1, 12 mm LG
15	16	HDW	HEX BOLT, FLANGED, M10 X 1.5, 35 mm LG
14	10	HDW	HEX BOLT, FLANGED, M10 X 1.5, 25 mm LG
13	3	0001059	T-BOLT, M10 X 1.5, 40 mm LG
12	1	0001465	LOG SUPPORT, SHORT
11	1	0001056	LOG SUPPORT, LONG
10	1	0001211	LOG CLAMP
9	1	0001061	LOG CLAMP RECEIVER
8	1	0001069	LOG CLAMP SHAFT BRACKET
7	1	0002904	LOG CLAMP SHAFT AND BRACKET WELDMENT, HM130MAX
6	2	0001072	REINFORCEMENT PLATE
5	2	0002888	LOG BUNK CAP, HM130MAX
4	1	0002886	LOG BUNK, CENTER, HM130MAX
3	1	0002887	LOG BUNK, MID, HM130MAX
2	6	0001070	LEVELLING FOOT
1	2	0001073	TRACK RAIL

PARTS LIST

NOTES:

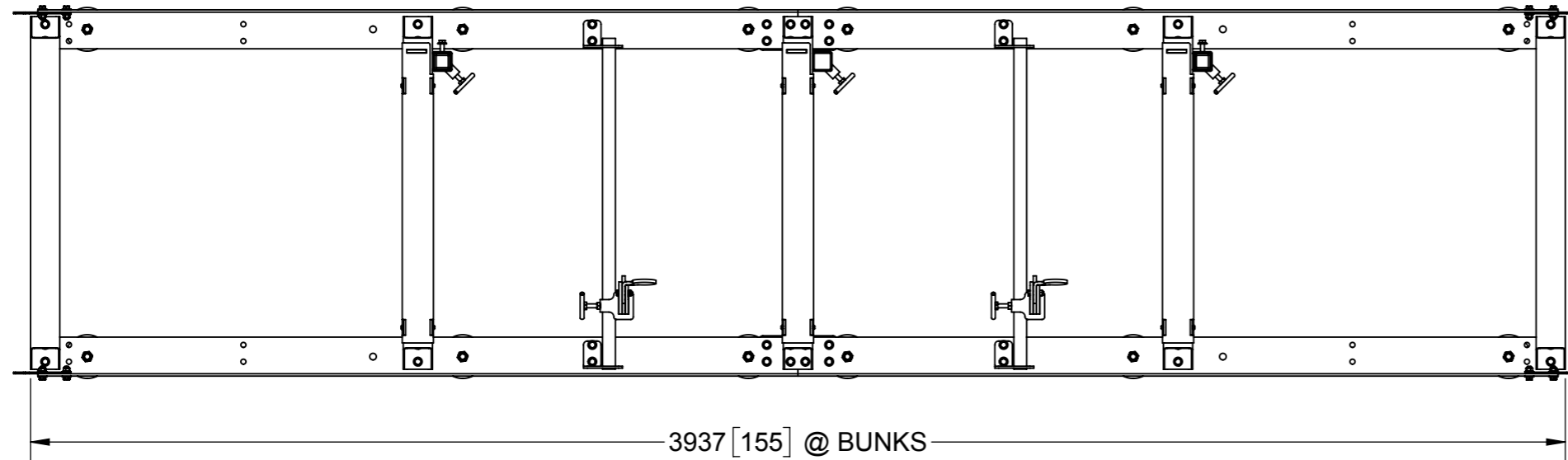
1. DIMENSIONS LOCATED WITHIN SQUARE BRACKETS [] ARE IN INCHES.
2. RECOMMENDED SHIPPING BOX SIZE: 83-1/2L X 32W X 24-1/2H in [2120L X 810W X 620H mm].
3. SHIPPING WEIGHT: 141 lb [64 kg].



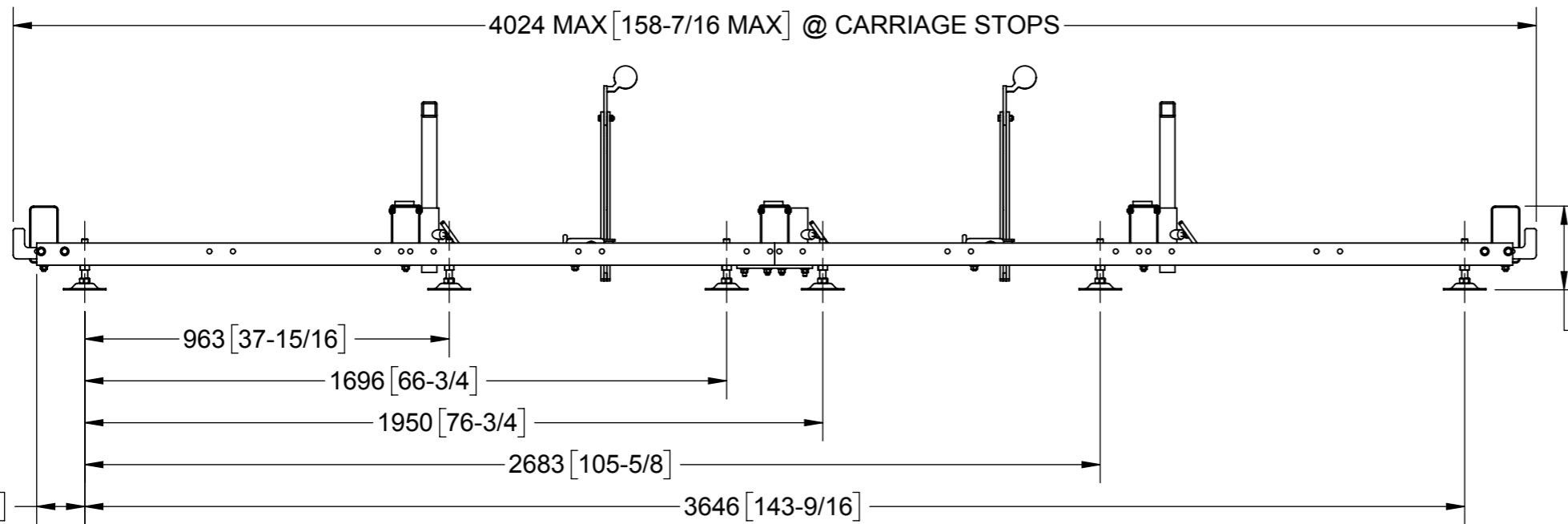
WOODLAND MILLS FORESTRY EQUIPMENT
171 NORTH PORT RD, UNIT #1
PORT PERRY, ON L9L 1B2, CANADA
1 (855) 476-6455

SIZE A3	DWG NO 0002903	REV
SCALE 1:12	DATE 13-10-2019	SHEET 1 OF 1

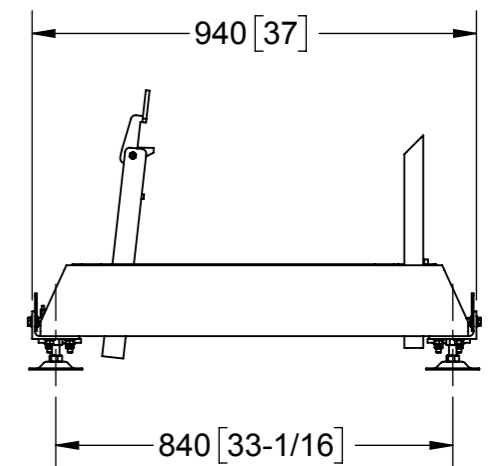
HM130MAX STANDARD TRACK ASSEMBLY



—————> DIRECTION OF CUT



ADJUSTABLE
170 TO 240
[6-5/8 TO 9-1/2]



NOTES:

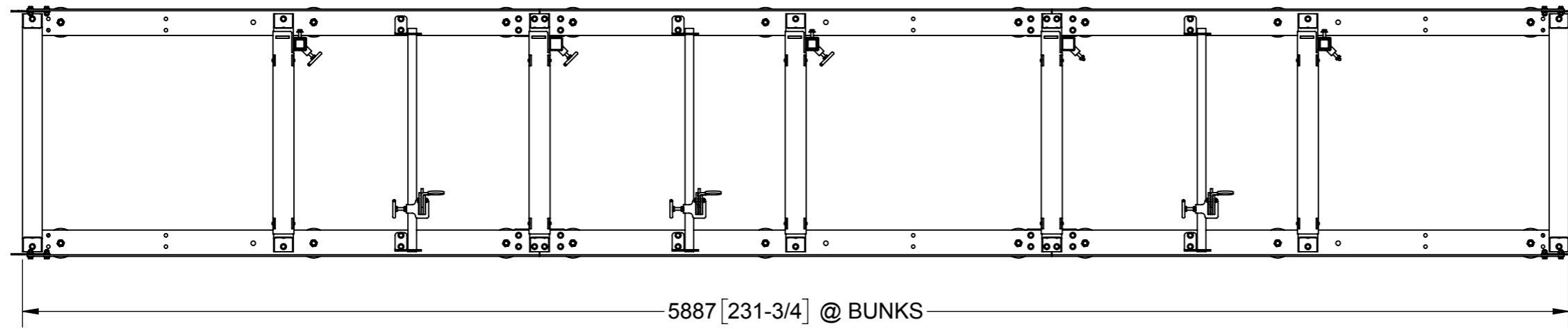
1. DIMENSIONS LOCATED WITHIN SQUARE BRACKETS [] ARE IN INCHES.



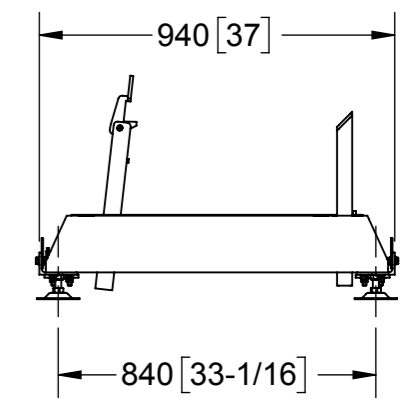
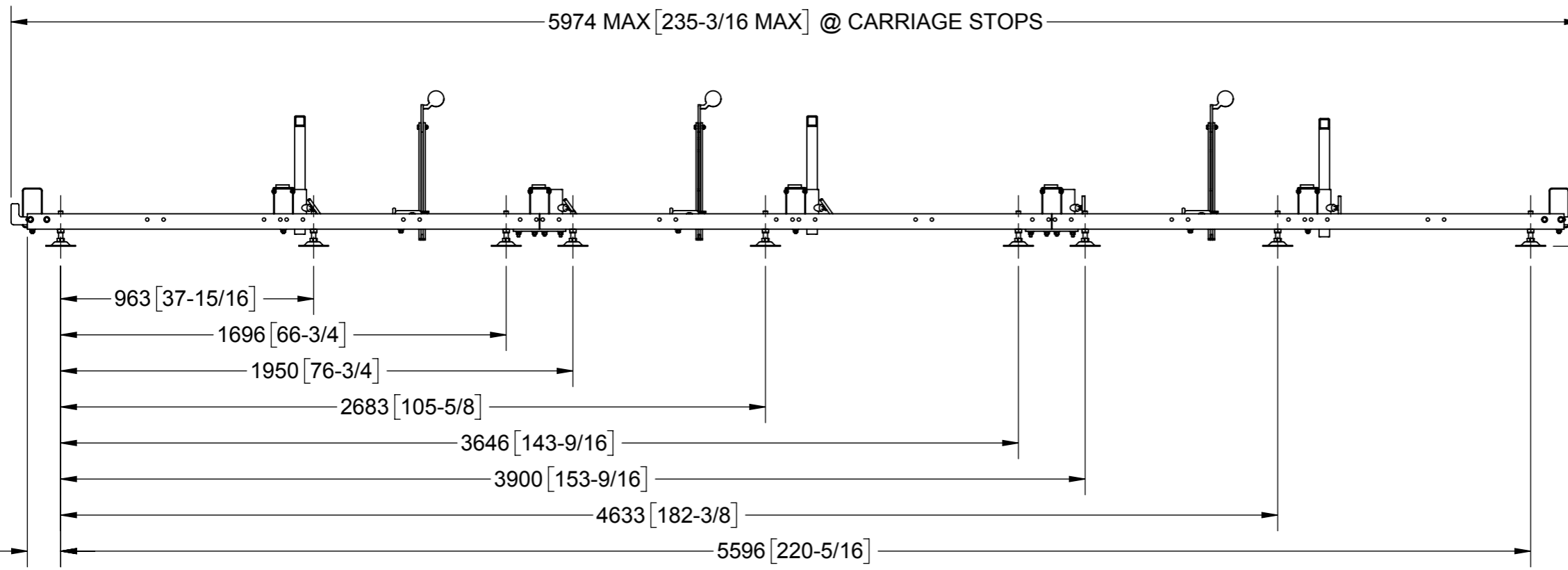
WOODLAND MILLS FORESTRY EQUIPMENT
171 NORTH PORT RD, UNIT #1
PORT PERRY, ON L9L 1B2, CANADA
1 (855) 476-6455

SIZE A3	DWG NO 0002902	REV
SCALE 1:16	DATE 10-12-2019	SHEET 2 OF 3

HM130MAX TRACK ASSEMBLY WITH EXTENSION




➔ DIRECTION OF CUT



ADJUSTABLE
170 TO 240
[6-5/8 TO 9-1/2]

NOTES:

1. DIMENSIONS LOCATED WITHIN SQUARE BRACKETS [] ARE IN INCHES.



WOODLAND MILLS FORESTRY EQUIPMENT
171 NORTH PORT RD, UNIT #1
PORT PERRY, ON L9L 1B2, CANADA
1 (855) 476-6455

SIZE A3	DWG NO 0002902	REV
SCALE 1:20	DATE 10-12-2019	SHEET 3 OF 3

C:\VAULT\PRODUCTS\SAWMILLS\COMPONENTS\TRACK\0002902